

TRADUIRE

Specification



Scroll down for Terminology

## Exide Part Number

EB955

Brand

Range

Capacity  
(Ah)

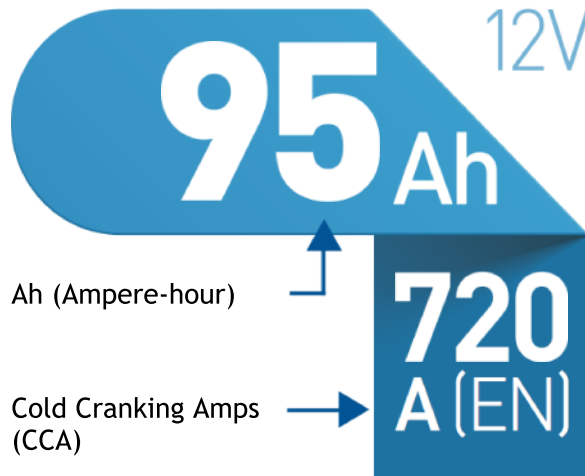
Box  
Type



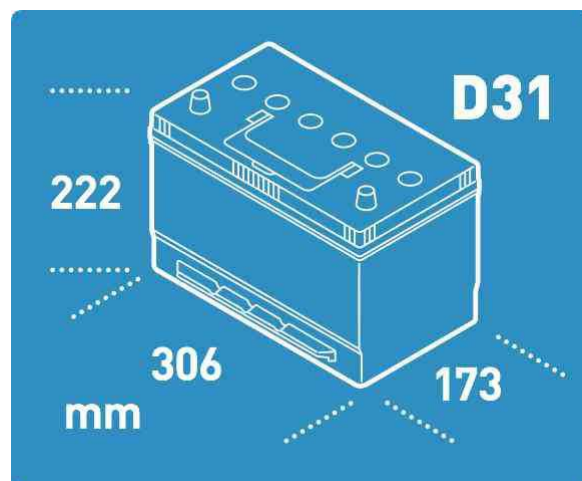
## Performance Grid

Voltage

12V



## Battery Dimensions

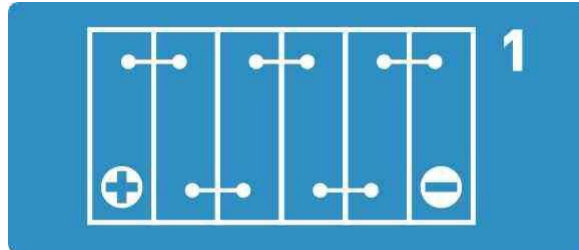


**EXIDE**  
**Excell**

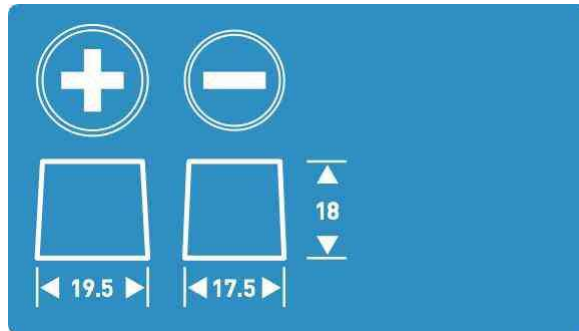
EB955



### Assembly/Polarity



### Terminal: Standard Post



### Safety and Instructions



### European Standards:

UK:250SE

DIN:60033

### Battery Terminology:

#### Ampere, or Amp

The unit of measurement of current flow. One volt placed across a one ohm resistance will cause a current of one Amp to flow.

#### Ampere-hour or Ah

one amp for one hour would be one amp-hour. The Ah performance rating of automotive batteries is measured over 20 hours of discharge, so a current of 3 amps for 20 hours would be 60 Ah.

### Cold Cranking Amperes (CCA)

The CCA is an indicator of the power the battery can deliver for engine start. Consequently, bigger engines usually require higher CCA values to operate. CCA is measured in Amperes under normalised conditions (discharge at -18°C, keeping battery voltage over a minimum value) according to the standard EN50342-1.

### Voltage

All modern conventional cars use a 12V battery consisting of six cells of 2V per cell. For other applications lead-acid batteries are also available in 6V.