

Data Sheet (L-1275)

Model : L-1275(Longest 12150G)

Voltage : 12V

Material : Polypropylene

Battery : Deep Cycle Flooded type

Color : Dark Blue




Product Physical Specifications


| BCI | Model | Voltage (V) | Dimension (mm) | | | | Quantity(Liters) | Weight(kg) |
|-------|--------|-------------|----------------|-------|--------|--------------|------------------|------------|
| | | | Length | Width | Height | Total Height | Electrolyte | Battery |
| GC 12 | L-1275 | 12 | 329 | 181 | 245 | 278 | 6.8 | 38.5 |

Electrical Specifications

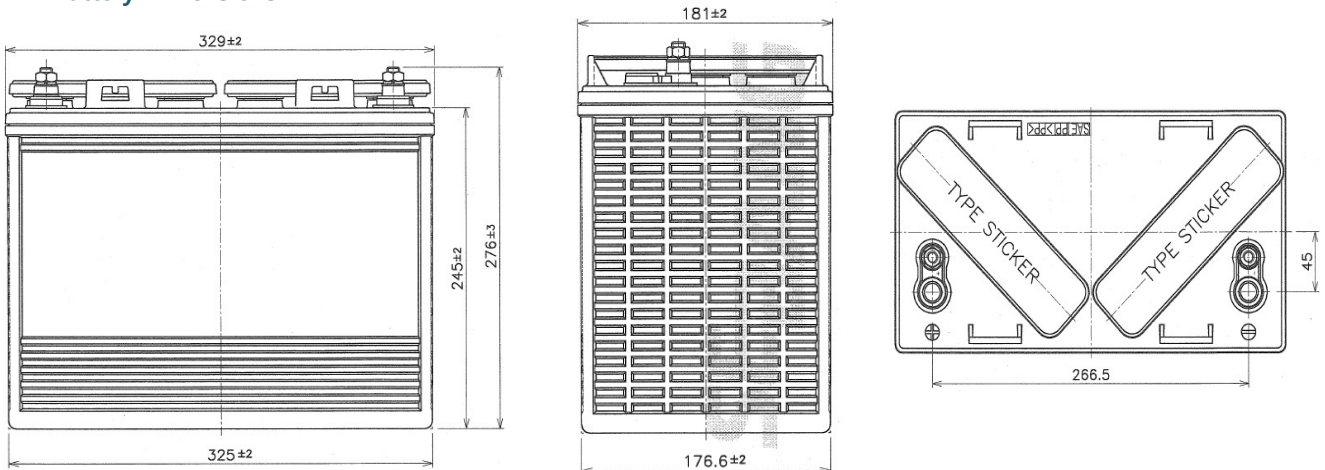
| Type | Capacity Minutes | | | Capacity Amp-Hours(AH) | |
|--------|------------------|----------|----------|------------------------|-------|
| | @25 Amps | @56 Amps | @75 Amps | @5Hr | @20Hr |
| L-1275 | 280 | 102 | 70 | 120 | 150 |

Terminal Configurations

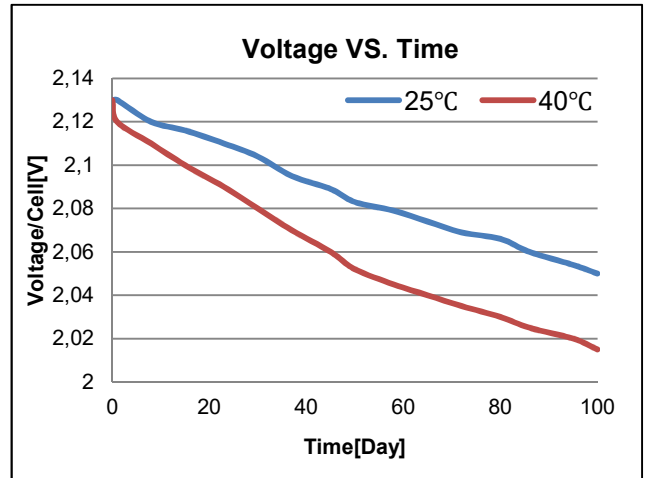
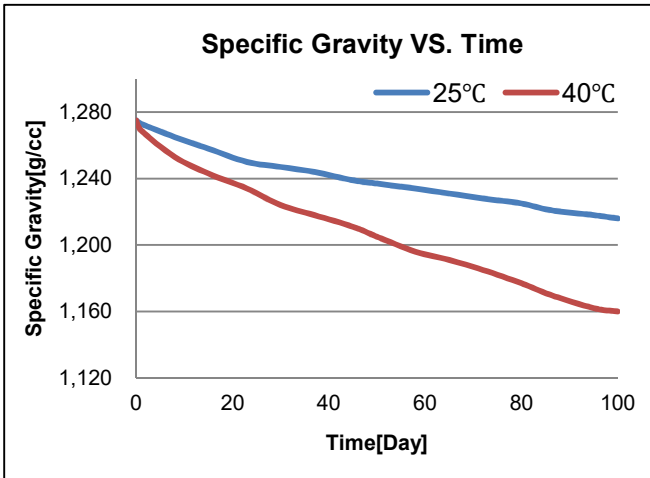
| WNT | Wing Nut Terminal |
|---|---|
|  | Terminal Height mm(Inches) 33(1.29) Torque Value kgf*cm(Nm) 110-120(10.8-11.8) Bolt 5/16" |

| EUT | Embedded Universal Terminal |
|--|--|
|  | Terminal Height mm(Inches) 27.4(1.08) Torque Value kgf*cm (Nm) 110-120(10.8-11.8) |

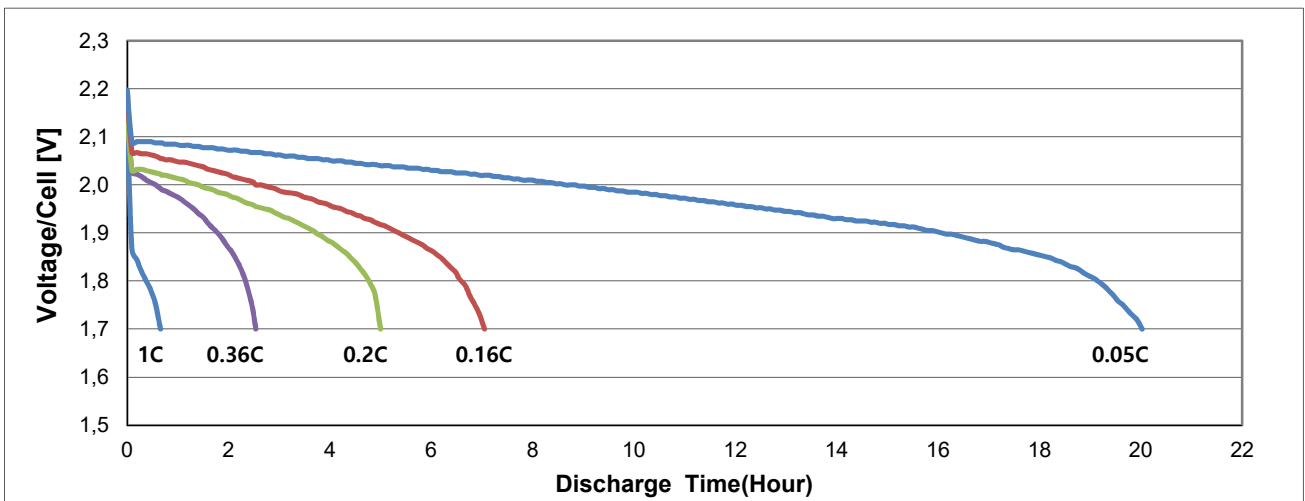
Battery Dimensions



Self Discharge Data



Capacity By Discharge Current



Cycle Service Life : BCIS-06 [DOD 100% _ 27°C]

